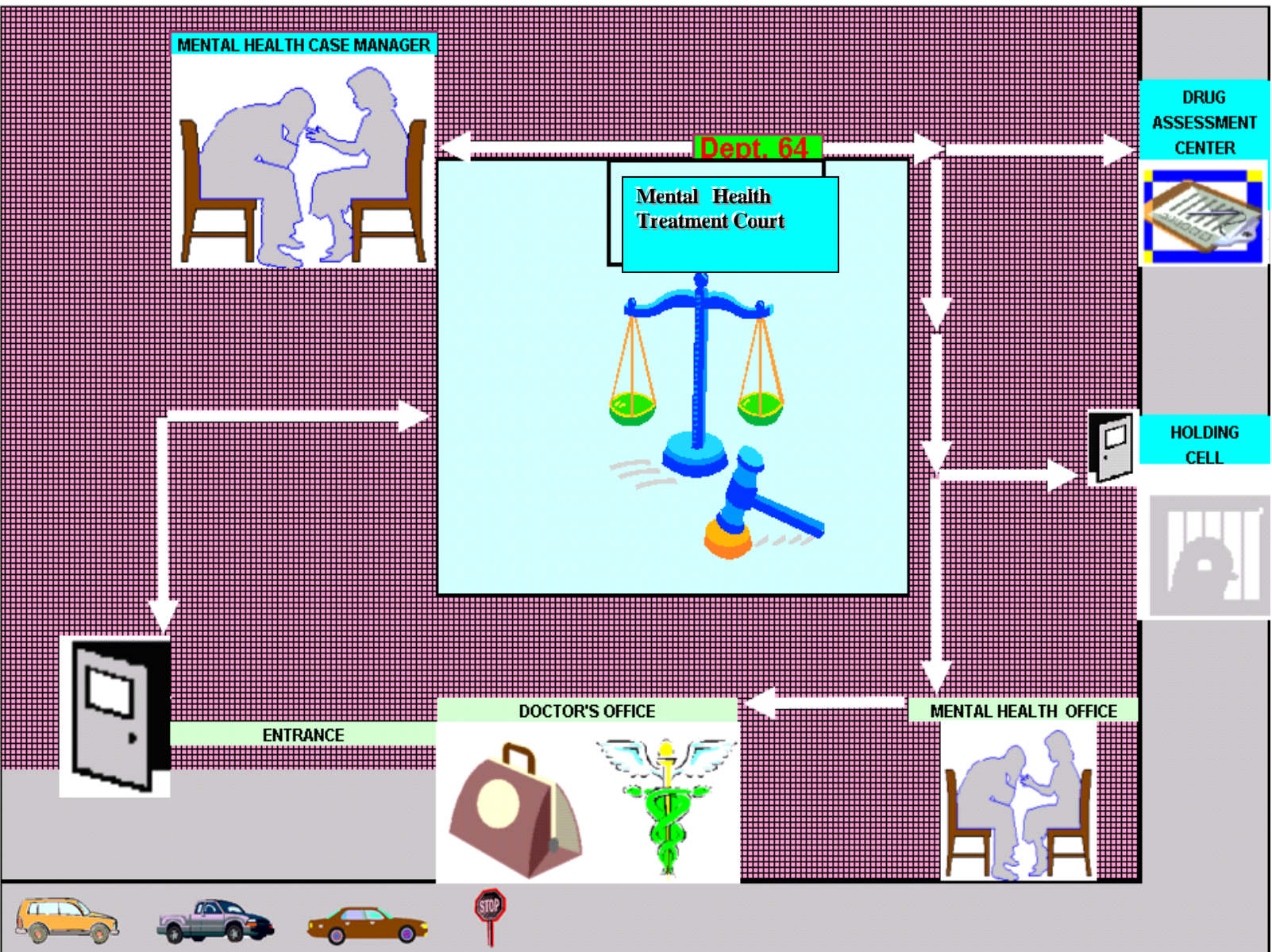


Mental Health Treatment Court

SANTA CLARA COUNTY SUPERIOR COURT



Evaluation Outcomes of Santa Clara County Mental Health Court:^{1,2}

The program has been previously evaluated by Bureau of Justice Assistance, as well as through a SAMHSA grant and is presently a participant in a 5 year evaluation funded by the MacArthur Foundation.

A Federally funded three year study of the Santa Clara County Mental Health Court through SAMHSA (Grant # TI 14284-01, 2006) made the following findings:

- Offenders who participated in Mental Health Court had a “reduction in re-arrests, time in custody, and violations of probation and/or parole during and after participation. The percentage of clients with legal problems declined between admission and 6-month follow-up.”
- “As early as the 6 months after entering the Court program, defendants were ‘getting better’ in terms of their mental health.”
- “As early as 6 months after entering the Court program, the number of participants employed increased by nearly 10%.”

Approximately 1100 participants have graduated from the program. From January 2005 to June 2006 there were 278 graduates. These graduates avoided 31,315 jail bed days, resulting in a savings in excess of \$2,175,453 to Santa Clara County, and 206,511 Prison bed days, resulting in a savings in excess of \$18,635,552 to the State of California. All jail days saved and prison days saved are compiled by the Department of Corrections and Criminal Justice Information Control (CJIC), and prison bed day savings are directly reported to the California Department of Alcohol and Drug Programs as required under the Comprehensive Drug Court Implementation Act and the Drug Court Partnership Act.

The most important goal of the program relates to self-esteem and family reunification. Among graduates, 80% felt that they had gained more control over their lives and the ability to overcome obstacles while participating in the program, and 78% were able to reunite with their families.

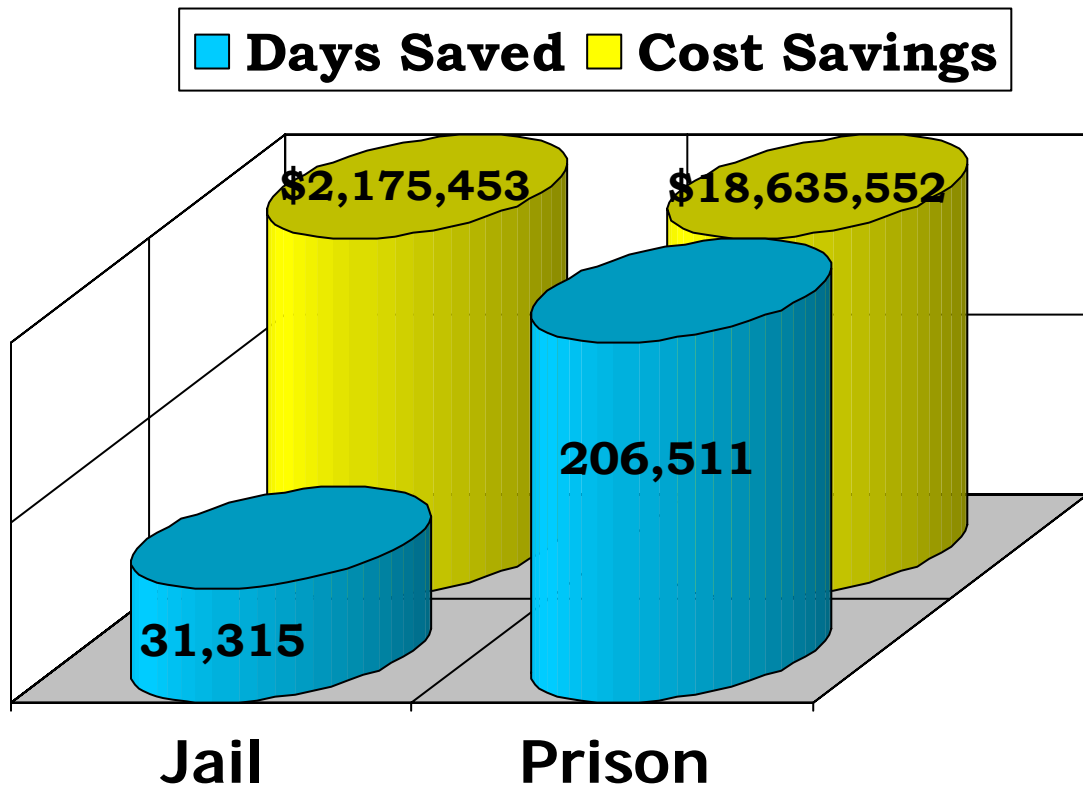
There were also positive outcomes in reducing homelessness and participating in education while participating in the program, as well as after completion.

¹ See Cost Savings and Felony Drug Graphs in Attachment A

² See Comparison Graphs in Attachment B

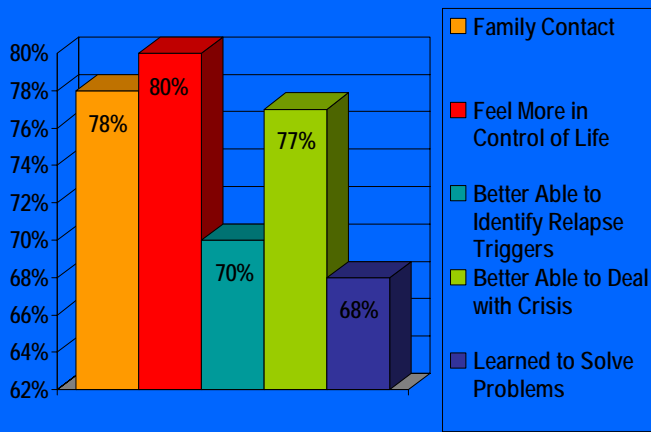
ATTACHMENT A

Cost Avoidance & Cost Offset Jan. 05 to June 06

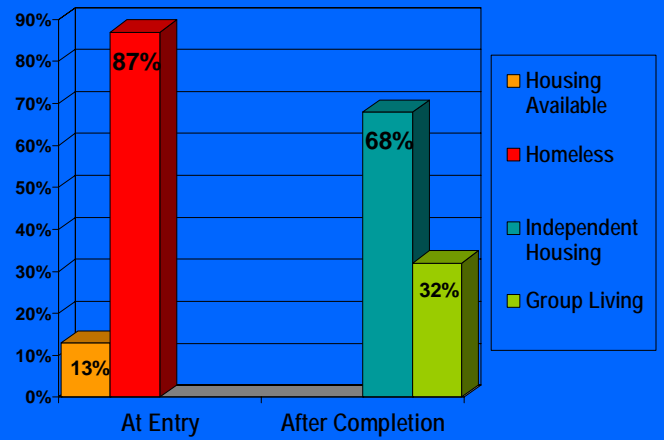


ATTACHMENT B

Personal Development At Completion



Housing Comparison



Accomplishments At Completion

